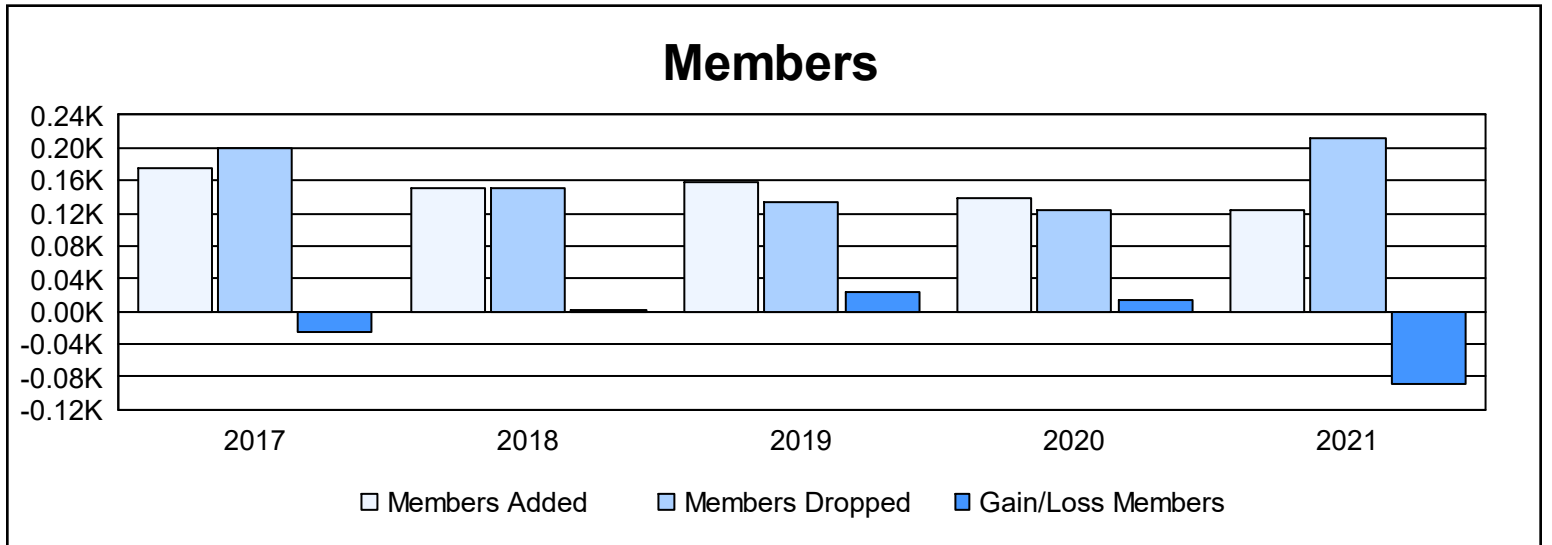
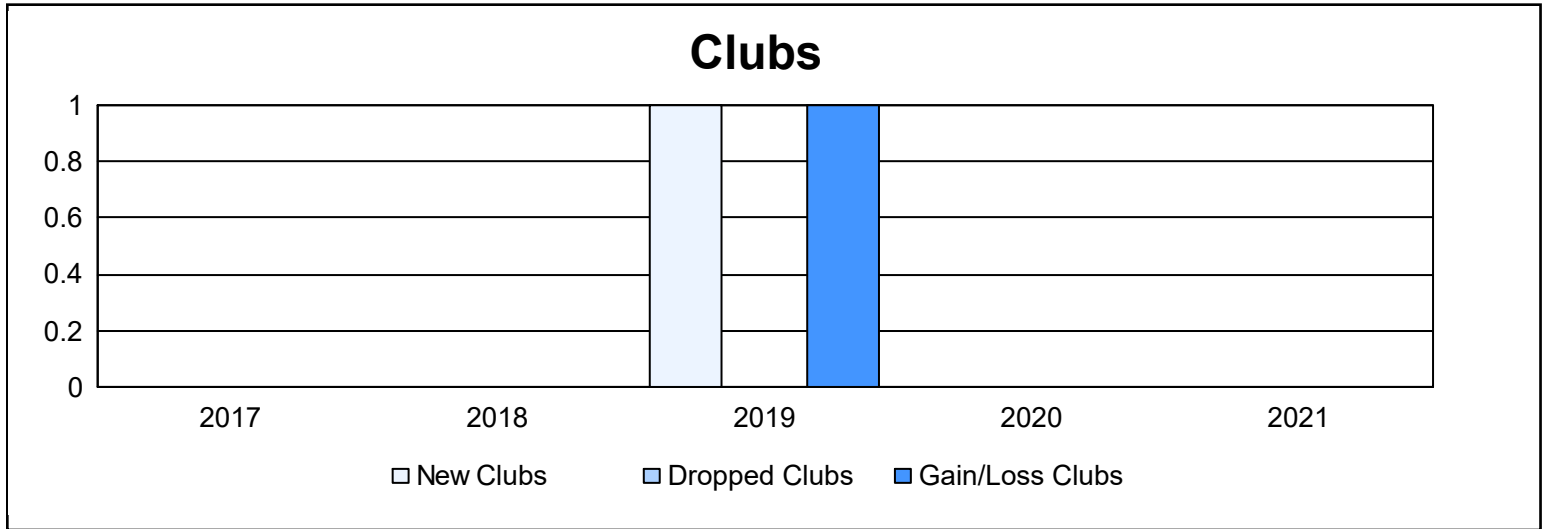
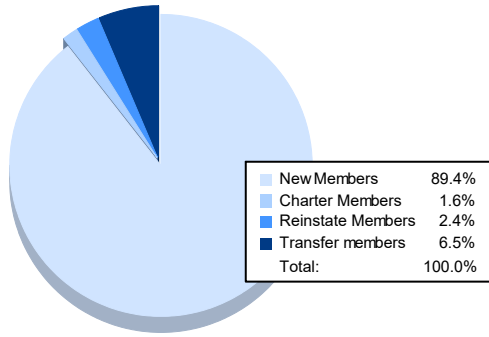


| Year | New Clubs | Dropped Clubs | Gain/ Loss Clubs | New Members | Charter Members | Reinstate Members | Transfer Members | Total Member Added | Total Members Dropped | Gain/ Loss Members |
|----------------|-----------|---------------|------------------|-------------|-----------------|-------------------|------------------|--------------------|-----------------------|--------------------|
| 2016-2017 | 0 | 0 | 0 | 152 | 4 | 10 | 8 | 174 | 199 | -25 |
| 2017-2018 | 0 | 0 | 0 | 135 | 3 | 6 | 7 | 151 | 150 | 1 |
| 2018-2019 | 1 | 0 | 1 | 116 | 36 | 1 | 4 | 157 | 134 | 23 |
| 2019-2020 | 0 | 0 | 0 | 120 | 2 | 8 | 8 | 138 | 125 | 13 |
| 2020-2021 | 0 | 0 | 0 | 110 | 2 | 3 | 8 | 123 | 211 | -88 |
| Average | 0 | 0 | 0 | 127 | 9 | 6 | 7 | 149 | 164 | -15 |



Membership Composition June 2021 Cumulative



Gender Composition June 2021 Cumulative

